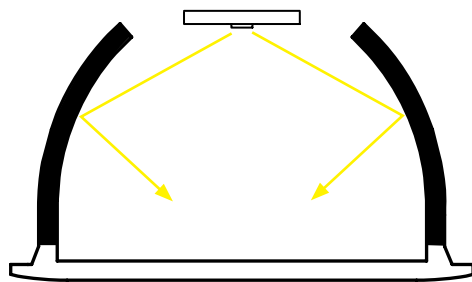


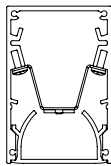
a·light



EFFICIENCY  
UNIFORMITY  
SIMPLICITY



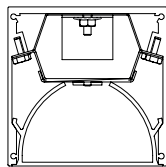
Better fit and finish  
 Tighter optical tolerances  
 World class efficiency  
 Simplified maintenance  
 Lens surface uniformity



2.25"

**ACL with HE Tech**

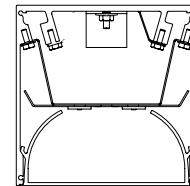
OUTPUT	855 lm/ft
PEAK CANDELAS	1357 cd
NOM. WATTAGE	10 W/ft
EFFICACY	89 lm/W



3.5"

**D with HE Tech**

OUTPUT	895 lm/ft
PEAK CANDELAS	1348 cd
NOM. WATTAGE	10 W/ft
EFFICACY	94 lm/W



5"

**G Dual Board with HE Tech**

OUTPUT	1718 lm/ft
PEAK CANDELAS	2525 cd
NOM. WATTAGE	20 W/ft
EFFICACY	90 lm/W